





Línea de moldeo tipos 163 y 165 para caramelo duro, fondant y tofes.





Depositadora en posición de limpieza y mantenimiento



Moldes



